

My Aar with Cancer

Dr Jyotsna Chauhan

Deputy exam coordinator, RGPV, Bhopal, M. P, India
jyotsnachauhan2006@gmail.com

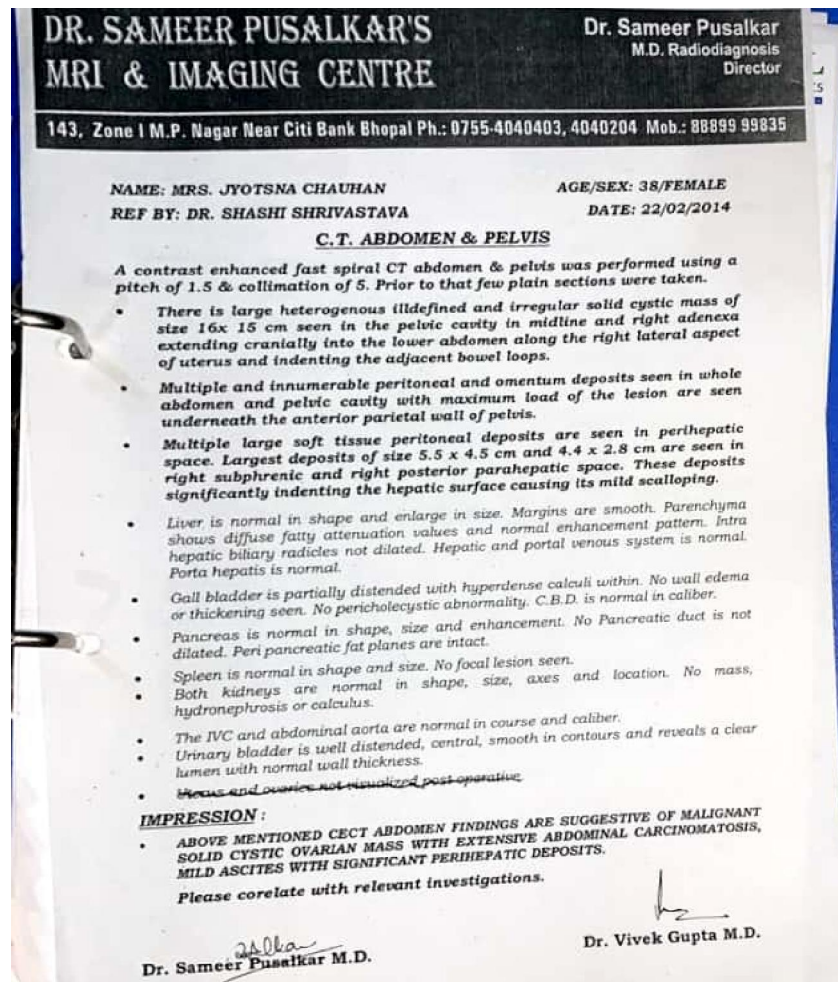
Abstract: It was normal day for me I am the professor in university, so I went there and did my work, I felt some fever and pain in lower abdomen. then I came back and went to the gyanic. she told me to do sonography,. she saw a tumor and told me to do CT SCAN. After that I came to know that I had a malignant tumor. here is the report.
[Dr jyotsna chauhan. **My war with cancer.** *Rep Opinion* 2019;11(8):68-78]. ISSN 1553-9873 (print); ISSN 2375-7205 (online). <http://www.sciencepub.net/report>. 7. doi:[10.7537/marsroj110819.07](https://doi.org/10.7537/marsroj110819.07).

Keywords: university, abdomen; sonography; tumor; malignant; tumor

I want to share my story to encourage people, I want to say there is no need to afraid from cancer, when you will free from this cancer, it will change your life.

It was normal day for me i m the professor in university, so i went there and did my work, i felt

some fever and pain in lower abdomen. then I came back and went to the gyanic. she told me to do sonography,. she saw a tumor and told me to do CT SCAN. After that I came to know that I had a malignant tumor. here is the report.





MRI ABDOMEN





PT CT SCAN

Then we went for biopsy.

Here the report of biopsy





Biopsy report

It was very painful for me to know that I had a ovarian cancer. one thing I want to say that cancer is a silent killer, because before that day I never felt any symptoms for that. but when you had a mild fever and

your eating habits are changed means you do not like to eat anything, so you should not ignore these things, should go for cancer test like CA -125, it is a tumor marker, it should be less than 35 normally, but CA-125 was above 2058, here is the report of CA-125.

DIAGNOSTIC REPORT





CLIENT CODE : C000012485 Cert No. H-0075

CLIENT'S NAME AND ADDRESS :
 N. X. JAIN MEMORIAL DIAGNOSTIC RE (DR)
 6, MALVIYA NAGAR, OPP. AIRTEL, 6, MALVIYA FIRST FLOOR JANAK VIHAR
 6, MALVIYA NAGAR, OPP. AIRTEL, BHOPAL 462003
 MADHYA PRADESH INDIA 0755 4412121


SRL LIMITED
 PRIME SQUARE BUILDING, PLOT NO. 1, GAIWADI INDUSTRIAL ESTATE, S.V. ROAD, GOREGAON (W)
 MUMBAI, 400067
 MAHARASHTRA, INDIA
 Tel : 022-6780 1177/1-800-222-660, Fax : 022 - 67801212
 Email : srl.mumbai@srl.in


PATIENT NAME : JYOTSNA CHAHAN **PATIENT ID :**

ACCESSION NO : 0002NB073765 **AGE :** 38 Years **SEX :** Female **DATE OF BIRTH :**

DRAWN : 22/02/2014 14:10 **RECEIVED :** 23/02/2014 07:18 **REPORTED :** 24/02/2014 17:24

REFERRING DOCTOR : DR. SHASHI SHRIVASTAVA **CLIENT PATIENT ID :**

Test Report Status	Final	Results	Biological Reference Range	Units
EIA - AUTO IMMUNE				
CA 125				
CA 125, SERUM		2058.0	High < 35	U/ml
<small>METHOD : CHEMILUMINESCENT MICROPARTICLE INHIBITION ASSAY (CMIA)</small>				
Comments				
Please Note: There is a change in CA125 methodology. Due to which there could be difference in values particularly for follow up cases. It is recommended to consider this change while interpreting the results with clinical status of the patient.				
<p>** End Of Report **</p> <p>Please visit www.srlworld.com for related Test Information for this accession</p> <p>TEST MARKED WITH "*" ARE OUTSIDE THE NABL ACCREDITED SCOPE OF THE LABORATORY.</p>				
 Dr. Sushant Agrawal, MD Head-Clinical & Sp Chemistry				



CA-125 REPORT

I was shocked at that time, actually when cancer is detected your mind does not accept it that now u r cancer patient. I was just crying and felt very close to death. My son was 10 years old and my daughter was just 3 years old. she was my inspiration at that time. I

thought I will have to live for her at any cost. whenever I decided to live I felt a lot of hope inside me. we went to Bombay Hospital in Bombay and treatment started by the doctors. the tumor is so big that I cannot sleep and cannot breathe properly. so

they decided to remove some fluid from my tumor, I didn't know how, but i can see there are two empty bottles of 5 liters, and they had a hole in my lower abdomen and attached these bottles with a pipe, after removing this fluid i felt very comfortable.

As I laid on the operation table I was in too much pain and very breathless because of my big tumor but suddenly I felt there is no pain, I felt very light, I was in free wander of mind and soul which felt like pure happiness. That was the feeling that words cannot suffice. At the beginning when I didn't know what it actually was I started to feel like I've returned from the mouth of death and thought that dying is sheer joy of pleasure for the soul. It was a delight such that my spirit got free from my body which eventually lasted for 3-4 seconds in the start. Later when I had a conversation with my doctor about it, I came to know that it was nothing but just a brain malfunction which is often termed as hallucinations. Science defines hallucination as a sensory experience of something

that does not exist outside the mind. Hallucinations can affect any senses (vision, hearing, smell, taste, and tactile feelings) and bodily sensations.

In medical terms, hallucinations are caused by a variety of factors. These factors include mental illness, the side effects of medications, physical illnesses like epilepsy or alcoholism, anaesthesia, substance and alcohol abuse, prolonged sleep deprivation terminal illnesses, such as brain or other cancer, kidney and liver failure, or AIDS, high fevers, migraine headaches, social isolation, seizures, deafness, blindness, vision problems, stress, bereavement, depression and dementia.

But really still i do not know what was it. Now when i try to think i can feel such full of PURE HAPPINESS and peace. BUT IF IT WAS hallucinations, how can I feel that joy and happiness today. I think nature has so many secrets. Then port was injected just below my neck for chemotherapy.

Here is the report.

BOMBAY HOSPITAL AND MEDICAL RESEARCH CENTRE
DISCHARGE SUMMARY

LABORATORY INVESTIGATIONS
PT- 1220 INP-111 No 304030
CT guide biopsy - papillary adenocarcinoma
Hb - 9.30 Hct - 10.10 WBC - 12.5
NA - 143 K - 4.2 Cl - 10.1
Creat - 0.7

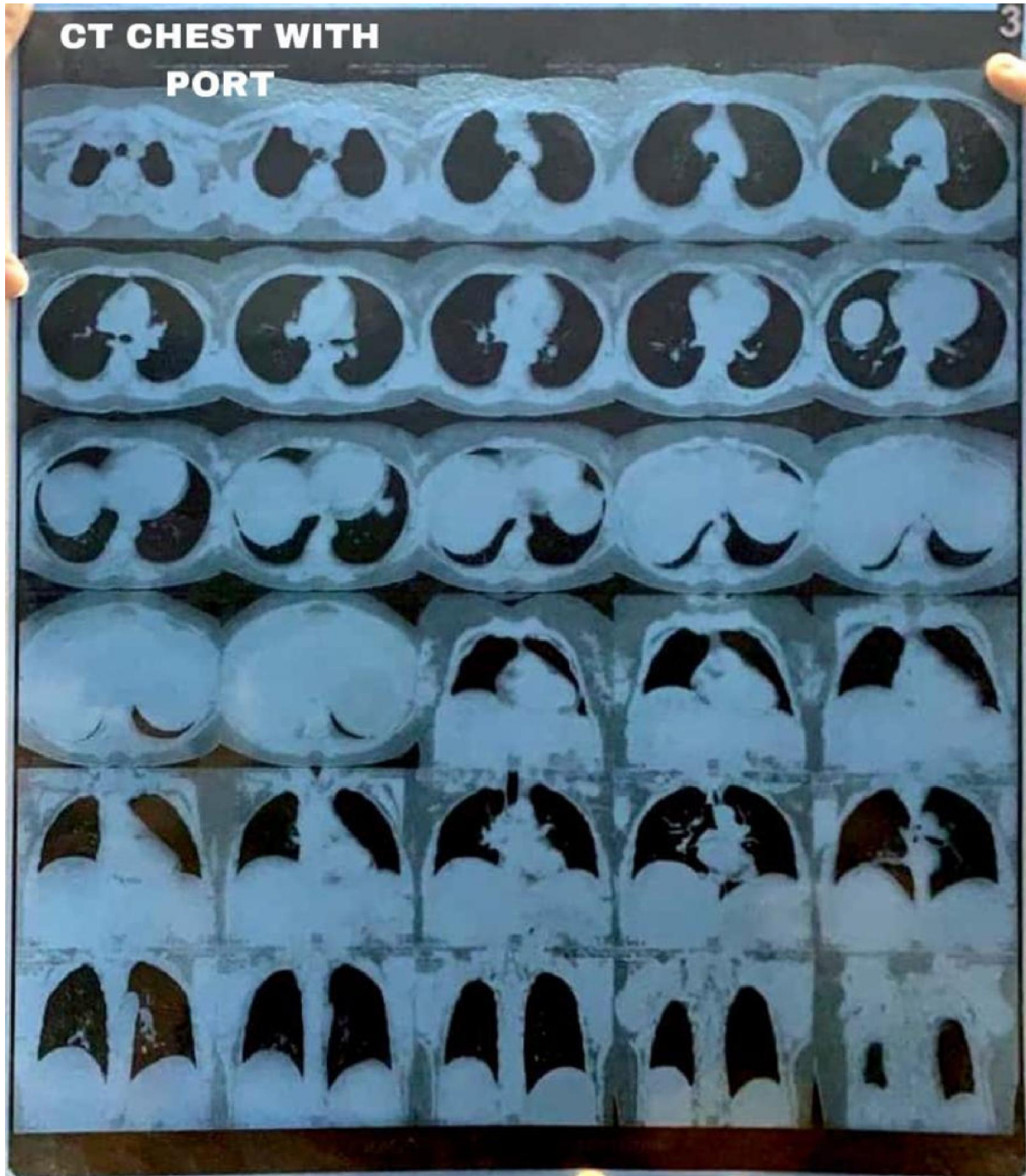
RADIOLOGY
(X-RAY, CT SCAN, MRI, ANGIOGRAMS, USG)
⑥ Sup. Digene 2tbl
⑦ Zocel (50) mg twice daily
OTHERS (ECG, SCOPY ETC.) (If indicated)
Next adm. on 1st 3/14

FINAL DIAGNOSIS CA Ovary
TREATMENT GIVEN on 1st 3/14

① P. Par (40) mg twice Daily
② F.T.A.P 2tbl/day Daily
③ Evsuro powder Daily
④ Sup. Pritelone 400mg
⑤ Sup. Gemafin 4tbl
2tbl constipation

NAME: Mrs Jyotsna Choudhary / SEX
IP NO. 123555 DOA 2/14 DOD 3/14
ADDRESS: E/728 Chakrabarti
Bhopal MP
DEPARTMENT surgery
HONORARY Dr P B Desai BLOOD GROUP
HISTORY & EXAMINATION / FINDINGS
admitted slowly progressive ↑ abdomen size
pain, anorexia, fever on 1st 3/14
port with drainage done on 26/2/14
Allergic to Drug Taxol
COURSE IN HOSPITAL cycle ① of chemotherapy
(OPERATION DATE & NOTES) by Dr B S Desai
→ Drug Adriamycin (160) mg
5/3/14 & 12/3/14
→ Drug Carboplatin (300) mg
on 6/3/14
→ Drug granzet (3) ml in (100) ml NS over 11
min 12/3/14
- but pain (40) mg 12tbl

PATIENT'S COPY



CT CHEST WITH PORT

My chemotherapy started but it did not suit me, I got reaction from that, my body became blue and I was just about to die because of this chemo drugs, whenever I think about that I am afraid. Doctor removed this drug very quickly. I think if they did not removed that drug so quickly, must be I died at that time. Then she told my husband this drug was not suit your wife, so there is only 10% chances to survive her. my cancer was in **3rd advance stage**, then doctors

tried another drugs which was weakly injected. It suited me. then I had been admitted in the hospital for two months, eight times this drugs was injected. it was very worst experience, every time you feel like vomiting, bitter taste, don't like to eat anything very weakness, body pain etc. but one thing I noticed that whenever you think positive, and take this treatment lightly, and try to remain happy and do your interesting work (full of joy), then the side effects of

this chemotherapy is less. After two months my tumor which was about 18 cm shrink surprisingly upto 2 cm.

doctor was also surprised to see this. Here is the report attached.

**BOMBAY HOSPITAL
&
MEDICAL RESEARCH CENTRE**

Dr. B.A. KRISHNA
M.D.S. (DIPLOMA) M.M.A.M.S.
Consultant & Head
Dept. of Nuclear Medicine & PET Imaging

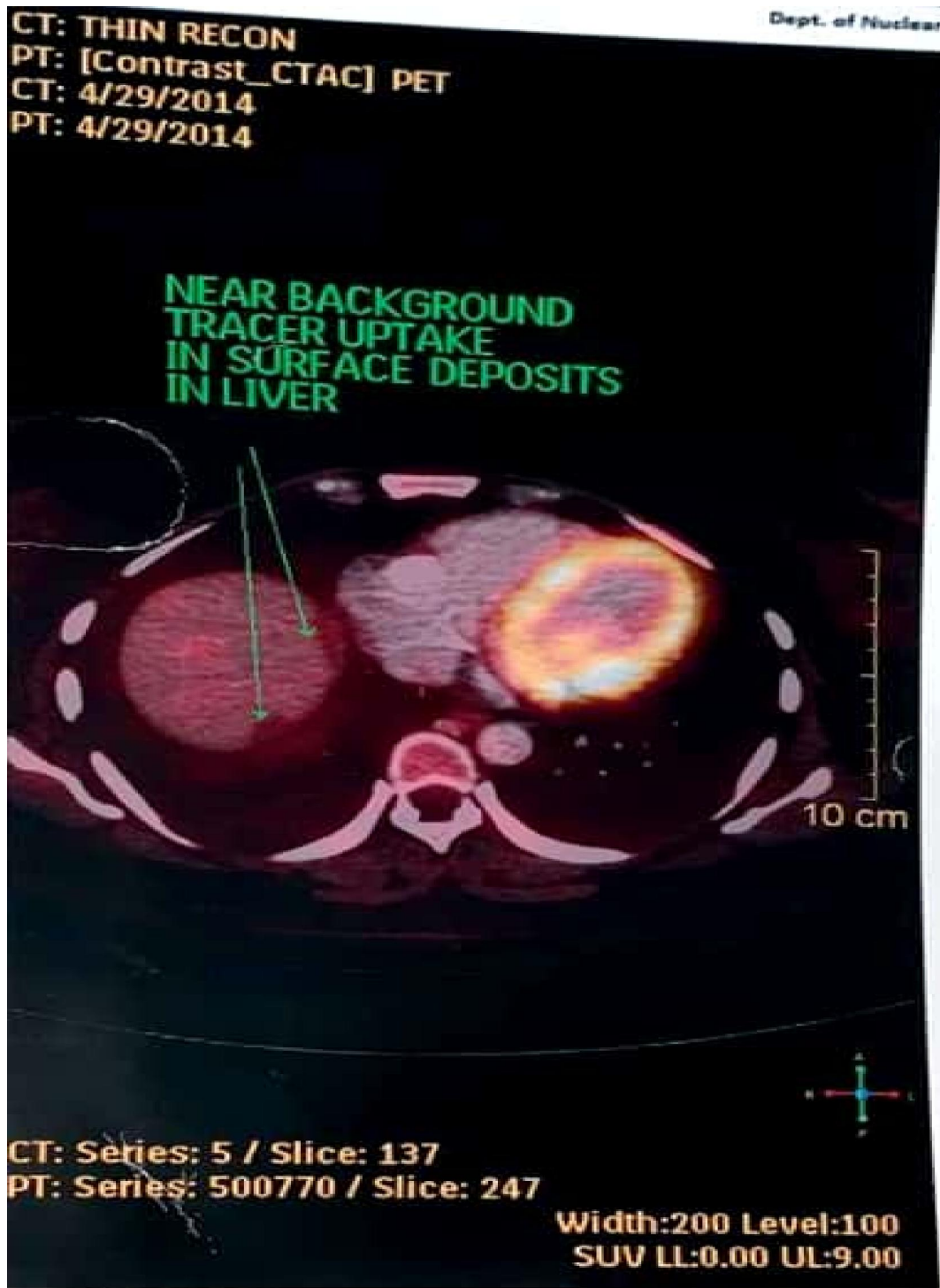
Mrs. Jyotna Chavan
38 years / female
Ref by : Dr. Bhavna Parikh

12, New Marine Lines,
Mumbai - 400 020.
Off - 022 - 2206 76 76 Ext: 302
Fax - 022 - 2208 08 71
Date: 29/04/2014

PROVISIONAL REPORT OF WHOLE BODY PET/CT

- 1) There is moderate grade activity in right ovarian mass favouring residual disease. On CT scan there is significant resolution of the right ovarian mass (as compared to previous study dated 23/02/14). The residual lesion now measures 3.2 x 3 x 4.8 cm.
- 2) The surface deposits on right lobe of liver show near background metabolic activity and also appears regressed in size on CT scan.
- 3) The peritoneal deposits seen in the previous CT study show near complete resolution on present scan.
- 4) The subcentimeter sized retroperitoneal and mesenteric nodes show low to moderate grade activity.
- 5) The mucosal overactivity could be ~~due~~ chemotherapy induced hyperplasia.

- (K) NMD



Then they decided to do my surgery. They removed my uterus, ovary, fallopian tubes and scratches the places where the malignant cells present near reproductive system. It was like black day for me. after 20 hours when the effect of anesthesia was decrease, I felt too much pain and told to everyone please give me poison, I do not want to live with this

pain, my family was there. My husband cared me a lot, he is police officer, but he never left me alone during this treatment. doctor injected some pain killer drugs, but I did not get relief. I prayed my GOD to save me from that pain. Next day I felt some relief. After surgery I could not move, even I can not sleep by side and so many problems I had to face like every patient

face after a major surgery. But it was not the end of my treatment. After one month of surgery they again started CHEMOTHERAPY. I think cancer treatment is very long process, minimum six months for chemo cycle one month surgery and radiation. But this time chemo is intolerable, as my body already become so weak due to surgery. Sometime I was thinking better to die than healing from cancer. But husband always with me, my kids inspire me a lot, they behaved like a mature person. When the chemo was going on, I had to take care of my hygiene very much as I always used mask, nobody touched me without clean himself by sanitizer. When my third cycle started (it was weakly, so I had to have one chemo in one weak and after completion of four chemo. One cycle was completed) my hair was almost gone, and I looked very ugly that time. I think every women who is facing cancer has to face this horrible thing. The wigs, the hats, and the scarves—the things I used to cover my hairless head. My husband arranged a wig for me, but I didn't like it and every time I was just crying as I had a long and beautiful hair And asked God why it happened to me. After sometime I was started to use this wig. But it was not so easy to live without hair for a women. Everyone saw me like very bechari (poor guy). I was very weak, did not like to eat any things. With Facing so many problems, my chemo was continued. Many side effects were there like mood swing, bitter taste, depression, body ache, etc. every time in hospital there was a nurse to have something to inject in our body, sometime platelet down, sometime WBC, etc. I remembered none (blame it on chemo brain) but one thing that happened is very good that now I was not worried about treatment. At that time I became strong to bear this treatments. Then finally I have completed 6 cycles. If I calculate it weakly then total 24 cycles were over. Then their was the time of PET CT SCAN. I saw the result that no malignant cell (cancerous) was there in my body. I was very happy and back to my home, then after one month I joined my job, I was in govt job, they provided me 8 months medical leave for that. I was so weak and not able to do my work, but my univ supported me a lot. **My energy level was unpredictable as well. One minute I was dancing; the next, I was sacked out on the sofa. One minute I tell the kids we were headed for the hotel and just**

before we leave the house, I abruptly canceled and tell them to play.

After this my life is changed, now I am doing so many social services, like I provide financial support to cancer patient who can not afford treatment, doing counseling and every time I want to support someone. But this all I am doing with myself. I am not attached with any NGO. I MYSELF FIND PEOPLE WHO CAN NOT AFFORD, I REACH THERE AND PROVIDE CHEMO MEDICINE. I am also doing counseling of people and also explain the precautions during treatment. I also help the person in depression. Now I am ready to help any needy one. These changes I feel in myself after this disease.

. Now even it passed four and half years, but every time I am worried about recurrence of cancer. So that's not the end of my story, its starting.

I am doing my job, taking care of my children, guiding Research students and also doing social services. I got promotion now. I am very happy with my family.

References

1. Baidu. <http://www.baidu.com>. 2019.
2. Cancer Biology. <http://www.cancerbio.net>. 2019.
3. Google. <http://www.google.com>. 2019.
4. Journal of American Science. <http://www.jofamericanscience.org>. 2019.
5. Life Science Journal. <http://www.lifesciencesite.com>. 2019.
6. Ma H. The Nature of Time and Space. *Nature and science* 2003;1(1):1-11. doi:10.7537/marsnsj010103.01. <http://www.sciencepub.net/nature/0101/01-ma.pdf>.
7. Marsland Press. <http://www.sciencepub.net>. 2019; <http://www.sciencepub.org>. 2019.
8. National Center for Biotechnology Information, U.S. National Library of Medicine. <http://www.ncbi.nlm.nih.gov/pubmed>. 2019.
9. *Nature and Science*. <http://www.sciencepub.net/nature>. 2019.
10. Stem Cell. <http://www.sciencepub.net/stem>. 2019.
11. Wikipedia. The free encyclopedia. <http://en.wikipedia.org>. 2019.

8/21/2019